

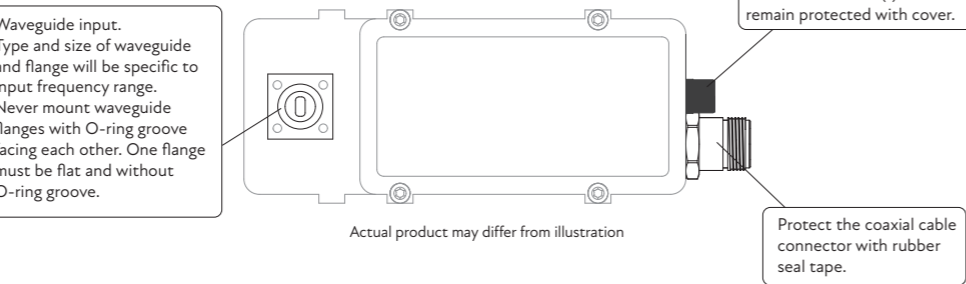
Thank you for choosing products from Swedish Microwave

**i** Remove the adhesive waveguide protector before installation. It's very important to always use the supplied screws and conductive O-ring gasket when mounting the device to the antenna feed system. The conductive O-ring gasket may have custom dimensions to fit flange groove, additional gaskets can be ordered free of charge. Any other means of mounting may void the warranty.

**!** Make sure that the antenna system is grounded to earth to avoid voltage discharge. Power the device with the recommended DC voltage. Too high voltage can damage the device. Connect everything properly before switching on DC voltage. The lasers are classified as **CLASS 1M LASER PRODUCTS**: Do not look directly into the laser beam, do not view the laser beam with optical instruments.




**CAUTION!** Protect against water penetration. The components are designed for operation in temperatures between -40 to +80°C. However waveguide input is not waterproof and **MUST** BE protected from moisture and water.



**Connector A** – Fiber output, Q-ODC connector.

**NOTE!** Instructions how to connect cable on the other side.



Examples of connectors illustrated

**Connector B** – IF out monitoring, power input and/or external reference. Available connectors: N (female) 50 Ω, SMA (f) 50 Ω, or F (f) 75 Ω.

**NOTE!** For WDL LNB Fiber model, always connect power input and external reference to high band connector.

**Connector C** – SMA (f) for separate external reference and/or power input.  
**NOTE!** Not available for WDL LNB Fiber.



For further details please scan QR-code link to access website complete with **Documentation, Technical Specifications, Manuals** and **Specific Register Maps**.  
<https://smw.se/findproduct>



The device does not contain any parts that can be serviced by the user. For any inquiries related to maintenance, warranty, or service, please request a Return Material Authorization (RMA) at [www.smw.se](http://www.smw.se) or by sending an email to [support@smw.se](mailto:support@smw.se).



**General Conditions and Warranty**  
ORGALIME S 2012 and Appendices <https://smw.se/terms>. Standard Warranty 36 Months. Products are made for commercial satcom use only. Specifications are subject to change without prior notice. Products are CE and RoHS compliant. Declaration of Conformity is available on request.

**SWEDISH MICROWAVE**  
PART OF BEURTECH

Swedish Microwave AB | Dynamovägen 5 | S-591 61 Motala  
Sweden | Contact: +46 141 21 61 35 | [sales@smw.se](mailto:sales@smw.se) | [smw.se](http://smw.se)


Q21431-006 rev2401

# SWEDISH MICROWAVE

Swedish Microwave AB | Dynamovagen 5 | S-591 61 Motala  
Sweden | Contact: +46 141 21 61 35 | sales@smw.se | smw.se



**UNMATE**  
Do not remove the fiber connector cover until ready for installation of fiber cable. Pull coupling ring to unmate.



**MATE**  
Push cable plug gently into connector, rotate to find keying position, push connector until "click" to mate.

# SWEDISH MICROWAVE

## QUICK GUIDE LNB FIBER

**INVISIBLE  
LASER RADIATION**  
DO NOT VIEW DIRECTLY WITH  
OPTICAL INSTRUMENTS  
CLASS 1M LASER PRODUCT